

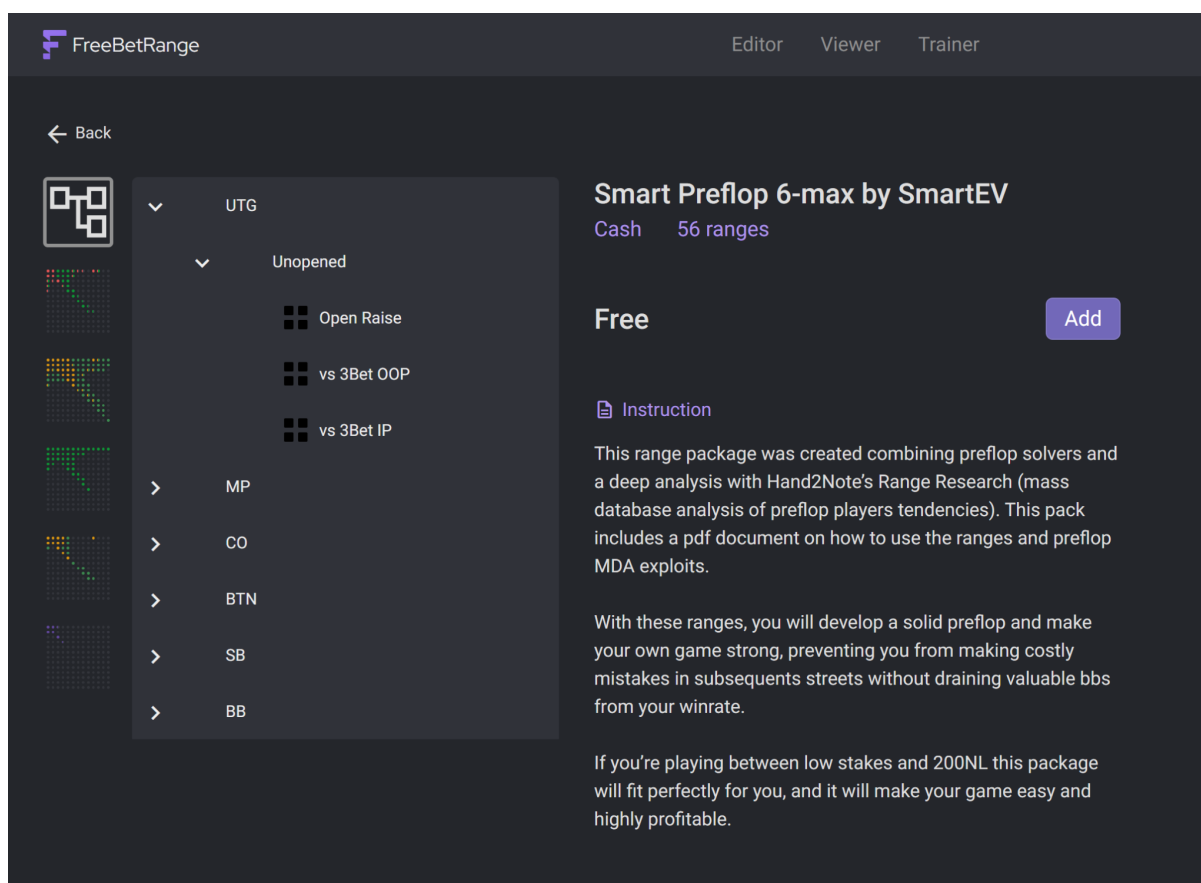
Smart Preflop Ranges For 6-max Holdem

by **Ignacio Kignard**, professional poker player and [SmartEV](#) founder.

Hello! My preflop ranges package was created combining preflop solvers and deep research with Hand2Note's Range Research (mass database analysis of preflop players tendencies).

With these ranges, you will develop a solid preflop and make your own game strong, preventing you from making costly mistakes in subsequent streets without draining valuable bbs from your winrate. If you're playing between lowstakes and 200NL, this package fits perfectly for you, and it will make your game easy and highly profitable.

You can get Smart preflop charts for free in the [Freebetrangle](#) app. You just need to sign in and add my package from the Library.



The package includes 56 preflop charts (Squeeze and Cold 4Bet ranges included).

Instructions

1. Please note that these preflop ranges were carefully constructed and designed from equilibrium and then adjusted to real metagames, finding preflop leaks and trends from a large database using Hand2Note's Range Research. So there will be some charts that could be either tight or loose based on what's actually happening at the tables.
2. Isolation Raise over limp ranges are not included, because they are almost the same as Open Raise ranges. Whenever you face a limp, play with the same ranges as open raiser by default, and adapt more or less folds based on recreational player tendencies and players in next positions.
3. There are some hands in specific charts that are coloured in light-blue, the EV of those hands are very different and it changes drastically depending on the villain's profile, so acknowledging this, study specific combos first to respond in the best way.
4. Last and least, remember that preflop ranges are a very useful tool when playing and studying your game, but keep in mind that they are also starting points. The maximum EV you will earn at the tables will be by recognizing trends of your metagame and based on villain's stats (in case you have them). That being said, you have to adjust your plays according to what is happening in specific situations.

Adjustments

1. Population vs GTO Comparison vs RFI (Raise first in)

Range Research

REPORT RESULT

vs RFI

Population vs GTO Comparison

PREFLOP	Call	3Bet	Fold vs 4Bet	Call vs 4Bet	5Bet
MP vs EP	2.2 -	7 7.9	50 48.1	37 25	32 21.2
CO vs EP	3 -	8 8.4	48 48.1	35 25	35 20.6
CO vs MP	2.7 -	9 10	50 44.7	34 32.3	34 18.1
BTN vs EP	5 4.1	8 7.8	49 49.1	35 21.9	15 21.8
BTN vs MP	5 3.1	9 9.6	50 46.9	34 26.6	16 19.9
BTN vs CO	4 2.1	12 12.8	52 50.2	31 25.1	17 24.7
SB vs EP	4 1.6	6 6.9	46 41.9	27 21.5	22 24
SB vs MP	3 2.1	7 8.2	48 41.7	25 21.9	24 26.1
SB vs CO	2.6 0.8	10 10.6	54 47.5	22 15.9	24 27.7
SB vs BTN	2.2 0.5	14 15	55 52.3	21 12.3	23 35.5
BB vs EP	22 18.4	4 5.7	33 43.7	31 18.7	33 29.9
BB vs MP	23 19.7	5 7.1	36 47.9	30 14.1	32 38
BB vs CO	24 21.9	7 9.2	45 55.9	24 6.1	31 37.9
BB vs BTN	29 25.8	11 13.9	48 48.5	25 20.1	27 31.4
BB vs SB	36 35.2	15 17.2	50 46.1	28 29.2	22 24.7

[Red Square Highlighted Area]

Legend: = GTO

Frequencies taken from GTO Wizard NL50 General 2.5x 100bb stack eff.

NL50 RAKE NL500 RAKE

This report shows a comparison between population and GTO frequencies vs an open raise. This report has filtered only regular players in a large database (+30M HH) and the numbers colored in yellow are GTO/equilibrium frequencies taken from GTO Wizard [NL50 Rake] There is some useful information here indicated in the red square.

Average regs are 3Betting less in BB than in SB when they're OOP (that means, excluding BB vs SB scenarios) and naturally they fold less to 4Bets than in SB. Acknowledging this, our IP response as raisers will adapt when we face a 3Bet either from SB or BB, (4Betting less vs BB). Also, the population 3Bets way less in blinds vs early positions.

Acknowledging this, our IP response as raisers will adapt when we face a 3Bet either from SB or BB, (4Betting less vs BB). Also, the population 3Bets way less in blinds vs early positions.

2. Population tends to 4Bet more (but not enough) when they're OOP than IP

This trend is well known but most regs don't adapt properly. Let's explore how population plays preflop as raiser vs 3Bets:

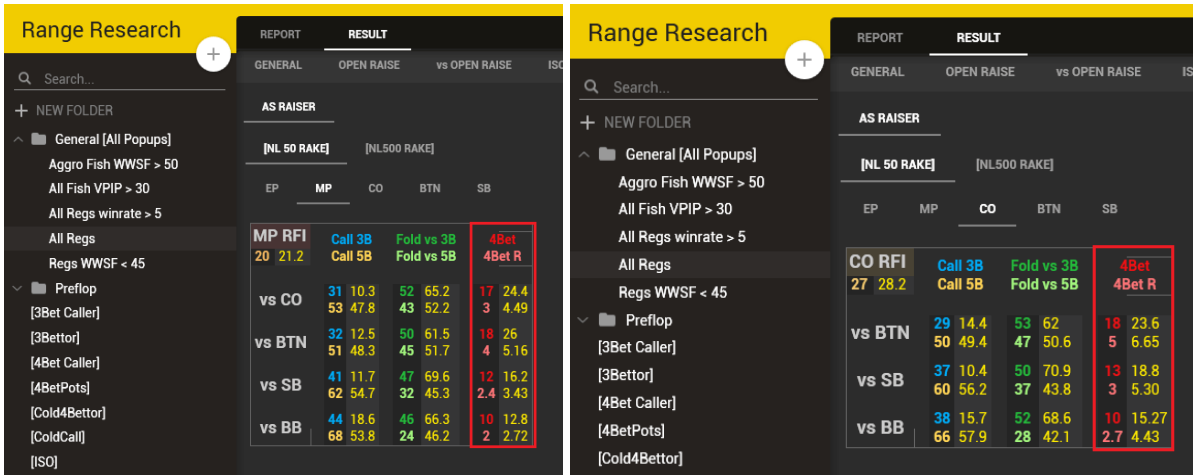
Range Research

+ NEW FOLDER

- ^ ▢ General [All Popups]
 - Aggro Fish WWSF > 50
 - All Fish VPIP > 30
 - All Regs winrate > 5
 - All Regs
 - Regs WWSF < 45
- ∨ ▢ Preflop
 - [3Bet Caller]
 - [3Bettor]
 - [4Bet Caller]
 - [4BetPots]
 - [Cold4Bettor]
 - [ColdCall]
 - [ISO]
 - [Limp]
 - [Squeezor]

REPORT		RESULT					
GENERAL		OPEN RAISE		vs OPEN RAISE		ISO	
AS RAISER							
[NL 50 RAKE]				[NL500 RAKE]			
EP	MP	CO	BTN	SB			
EP RFI	18 17.6	Call 3B	Call 5B	Fold vs 3B	Fold vs 5B	4Bet	
						4Bet R	
vs MP	33 13.2	57 48.2	51 62.9	38 51.8	16 19.4	2.8 3.43	
vs CO	34 12.2	53 48.9	49 61.9	43 51.1	17 22.3	3 3.94	
vs BTN	35 16	56 49.3	48 58.2	38 50.7	18 23.5	3 4.14	
vs SB	44 17.5	67 53.3	44 65	27 46.7	12 14.1	2.1 2.41	
vs BB	47 20	68 51.2	42 64.4	21 48.8	10 11.7	1.8 2.06	

If we look at the report, EP OOP has an average of **17** 4Bet value, and way less IP.



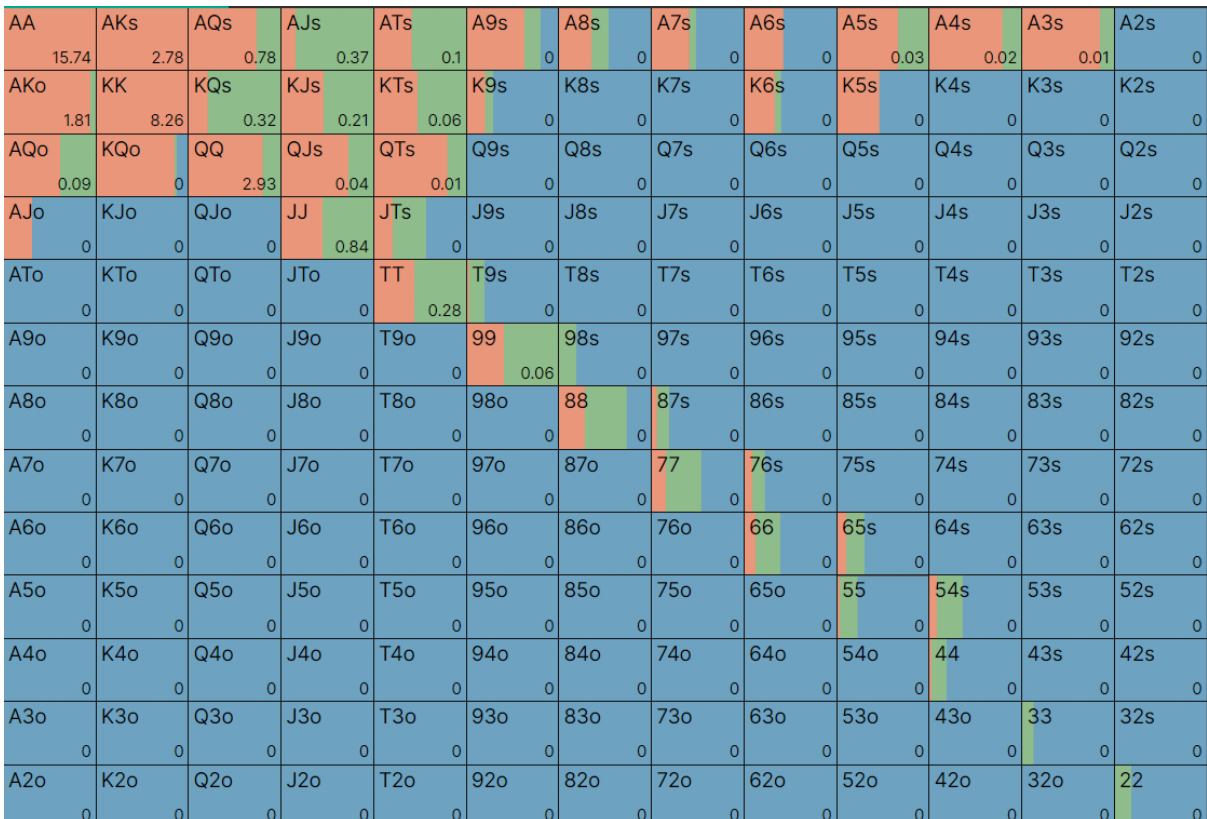
Same story for MP and CO. The most attacked position is BTN with an average value of **18**.

Naturally, we expect more folds to 5Bet OOP than IP (light green stats).

3. BTN Play vs OOP

BTN strategy is mainly 3Bet and mixing with some cold call combos. You can adapt these combos against aggressive players or players that 4Bets a lot in case you have enough samples of stats. Be careful of squeezes from the blinds!

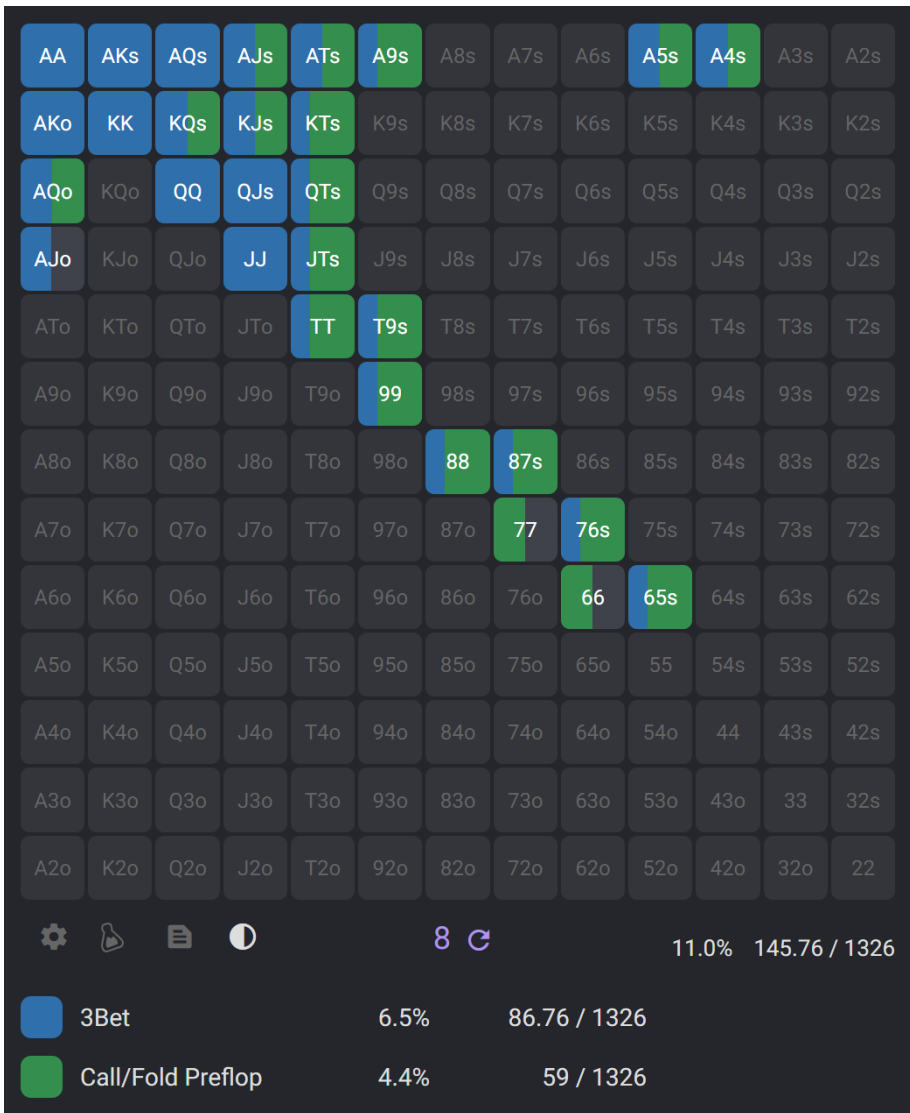
Let's take a look at BTN vs UTG [GTO Strategy]:



Allin 100	Raise 7.5
0% 0 combos	7.8% 103.59 combos
Call	Fold
4.1% 54.67 combos	88.1% 1167.71 combos

As you can see, some combos have mixed strategy: pockets 88-TT and broadways suited, they are indifferent about 3Bet or call. You can adapt those combos either with a randomizer or adapting to different profiles, or even it's okay if you prefer to play only a 3bet or fold strategy.

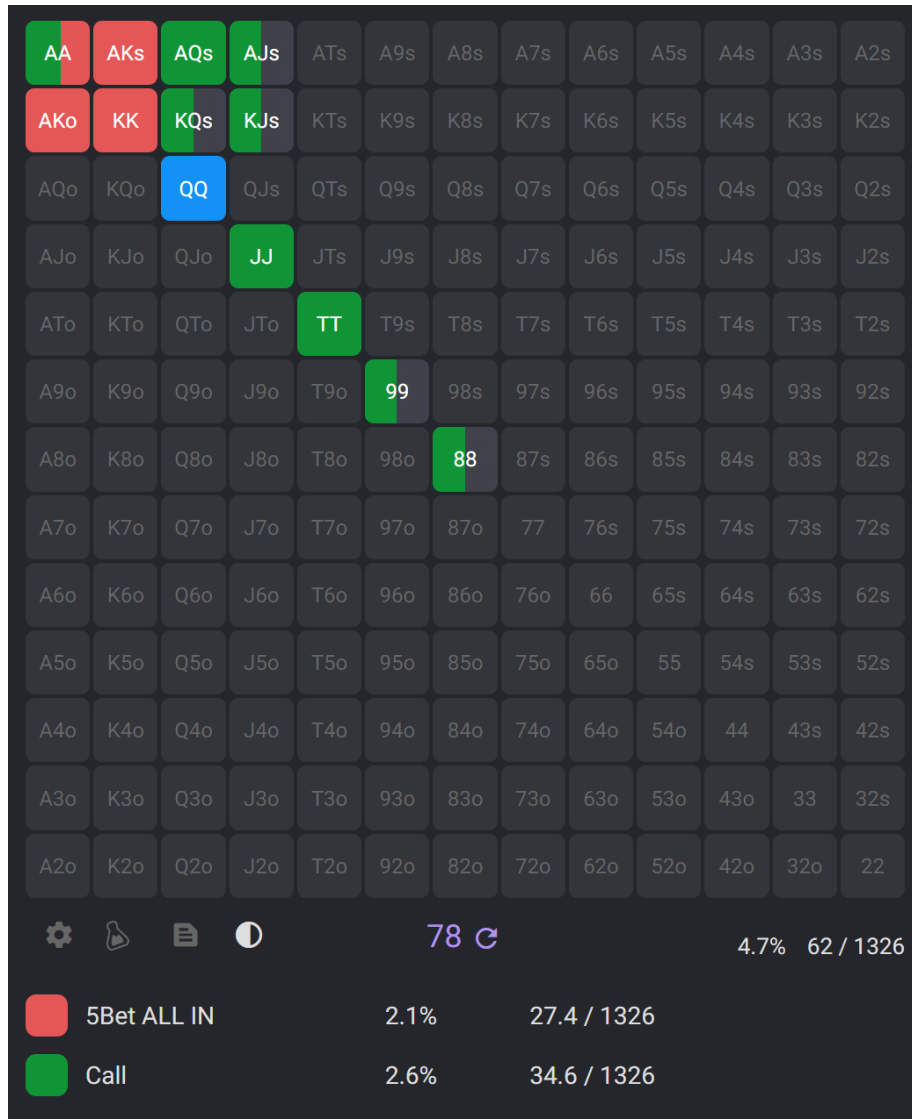
We simplify the ranges as the following:



4. Stacking Preflop

In specific spots, you have to be careful on stacking preflop with special premium combos, let's see some examples. There are some hands that change their winrate abysmally depending on the villain's tendencies, because there are many regs that only stack preflop in early positions only with KK and AA.

Let's suppose we're in the CO position. MP open raises, CO (Hero) 3Bets and MP 4Bets. This is how we react to this 4Bet:



QQ vs a 4Bet from MP it's a little bit complex to determine the best move between call and 5Bet. In case you don't know your opponent or don't have statistics, play this hand with a mixed strategy (50% call, 50% 5Bet).

Hand2Note Range Research Reports

AS RAISER

[NL 50 RAKE] [NL500 RAKE]

EP MP CO BTN SB

EP RFI	Call 3B	Fold vs 3B	4Bet
18 17.6	Call 5B	Fold vs 5B	4Bet R
vs MP	33 13.2 57 48.2	51 62.9 38 51.8	16 19.4 2.8 3.43
vs CO	34 12.2 53 48.9	49 61.9 43 51.1	17 22.3 3 3.94
vs BTN	35 16 56 49.3	48 58.2 38 50.7	18 23.5 3 4.14
vs SB	44 17.5 67 53.3	44 65 27 46.7	12 14.1 2.1 2.41
vs BB	47 20 68 51.2	42 64.4 21 48.8	10 11.7 1.8 2.06

AS RAISER

[NL 50 RAKE] [NL500 RAKE]

EP MP CO BTN SB

MP RFI	Call 3B	Fold vs 3B	4Bet
20 21.2	Call 5B	Fold vs 5B	4Bet R
vs CO	31 10.3 53 47.8	52 65.2 43 52.2	17 24.4 3 4.49
vs BTN	32 12.5 51 48.3	50 61.5 45 51.7	18 26 4 5.16
vs SB	41 11.7 62 54.7	47 69.6 32 45.3	12 16.2 2.4 3.43
vs BB	44 18.6 68 53.8	46 66.3 24 46.2	10 12.8 2 2.72

AS RAISER

[NL 50 RAKE] [NL500 RAKE]

EP MP CO BTN SB

CO RFI	Call 3B	Fold vs 3B	4Bet
27 28.2	Call 5B	Fold vs 5B	4Bet R
vs BTN	29 14.4 50 49.4	53 62 47 50.6	18 23.6 5 6.65
vs SB	37 10.4 60 56.2	50 70.9 37 43.8	13 18.8 3 5.30
vs BB	38 15.7 66 57.9	52 68.6 28 42.1	10 15.27 2.7 4.43

AS RAISER

[NL 50 RAKE] [NL500 RAKE]

EP MP CO BTN SB

BTN RFI	Call 3B	Fold vs 3B	4Bet
43 42	Call 5B	Fold vs 5B	4Bet R
vs SB	32 10.7 52 59.3	58 73 45 40.7	11 13.2 5 5.54
vs BB	32 17.1 59 58.3	59 68.3 38 41.7	10 12.3 4 5.17

vs RFI

Population vs GTO Comparison

PREFLOP	Call		3Bet		Fold vs 4Bet		Call vs 4Bet		5Bet	
MP vs EP	2.2	-	7	7.9	50	48.1	37	25	32	21.2
CO vs EP	3	-	8	8.4	48	48.1	35	25	35	20.6
CO vs MP	2.7	-	9	10	50	44.7	34	32.3	34	18.1
BTN vs EP	5	4.1	8	7.8	49	49.1	35	21.9	15	21.8
BTN vs MP	5	3.1	9	9.6	50	46.9	34	26.6	16	19.9
BTN vs CO	4	2.1	12	12.8	52	50.2	31	25.1	17	24.7
SB vs EP	4	1.6	6	6.9	46	41.9	27	21.5	22	24
SB vs MP	3	2.1	7	8.2	48	41.7	25	21.9	24	26.1
SB vs CO	2.6	0.8	10	10.6	54	47.5	22	15.9	24	27.7
SB vs BTN	2.2	0.5	14	15	55	52.3	21	12.3	23	35.5
BB vs EP	22	18.4	4	5.7	33	43.7	31	18.7	33	29.9
BB vs MP	23	19.7	5	7.1	36	47.9	30	14.1	32	38
BB vs CO	24	21.9	7	9.2	45	55.9	24	6.1	31	37.9
BB vs BTN	29	25.8	11	13.9	48	48.5	25	20.1	27	31.4
BB vs SB	36	35.2	15	17.2	50	46.1	28	29.2	22	24.7

 = GTO

Frequencies taken from GTO Wizard NL50 General 2.5x 100bb stack eff.

NL50 RAKE

NL500 RAKE

Conclusion

Once you study all these spots and adjustments, your preflop will be strong, simple and effective. Don't worry about "being exploited", the vast majority of the pool is not even aware of that.

You've also received the full images of Range Research Reports, so you can take a deeper look about population stats and compare them with equilibrium.

This preflop charts package was developed with preflop solvers and with [Smart Research](#) - a professional set of Popups for mass database analysis.

Contacts

Email: poker.smartev@gmail.com

Discord: eveningstar_97